



# DRY-TEC

## GENERALES

- Tela transpirable
- tecnología Dry-Tec
- fijación de color
- Doble costura

## COMPOSICIÓN




100% POLIÉSTER

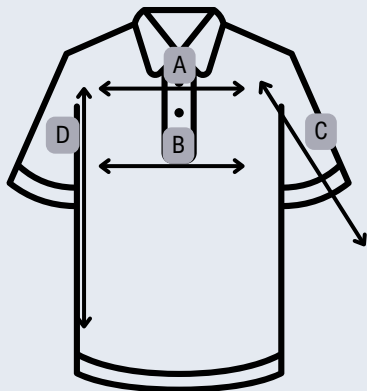
## COLORES DISPONIBLES




# DRY-TEC



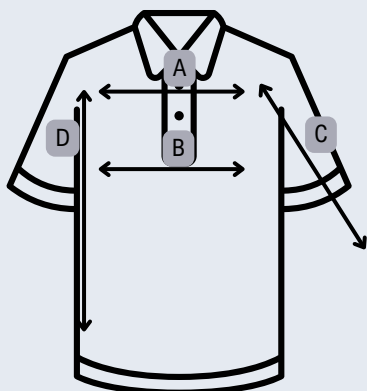
## FICHA TÉCNICA DAMA



	SCH	Ch	M	L	XL	2X	3X	4X	5X
ESPALDA (A)	36	37	39	41	42	44	46	48	51
PECHO (B)	41	43	46	49	51	54	56	58	62
LARGO (D)	60	60.5	61.5	63	64	66	67	69	70
MANGA (C)	16	16	16.5	16.5	17	18	19.5	20	21



## FICHA TÉCNICA CABALLERO



	SCH	Ch	M	L	XL	2X	3X	4X	5X
<b>ESPALDA (A)</b>	41	43	45	47	49	51.5	53	55	57
<b>PECHO (B)</b>	50	52	54.5	57	60	62.5	67	68	72
<b>LARGO (D)</b>	68	69.5	71	72.5	74	74	77	78	79
<b>MANGA (C)</b>	22.5	22.5	24	24	25	25	26	26	28